



Year 1

TRANSITION MEETING

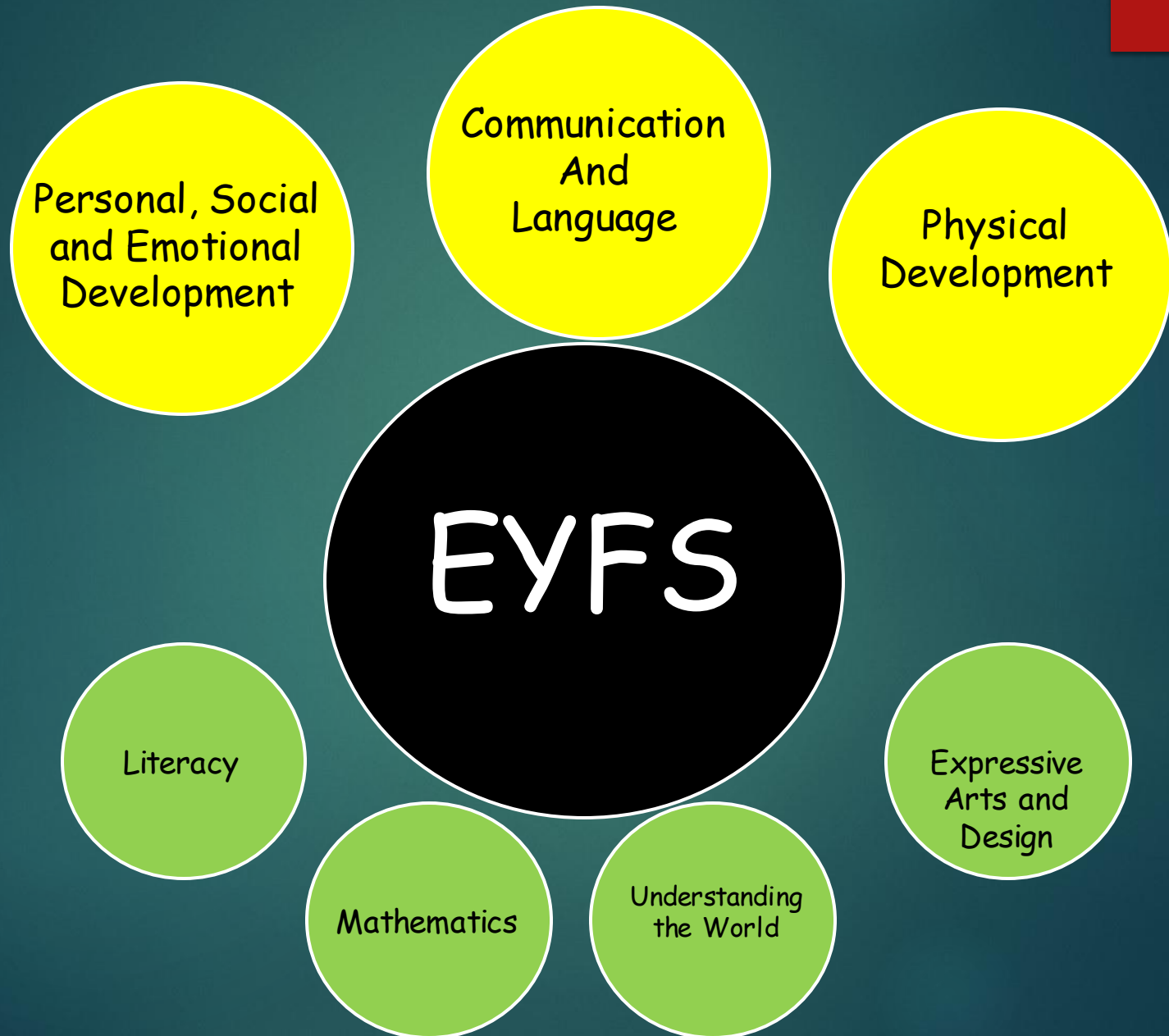


Aims of meeting

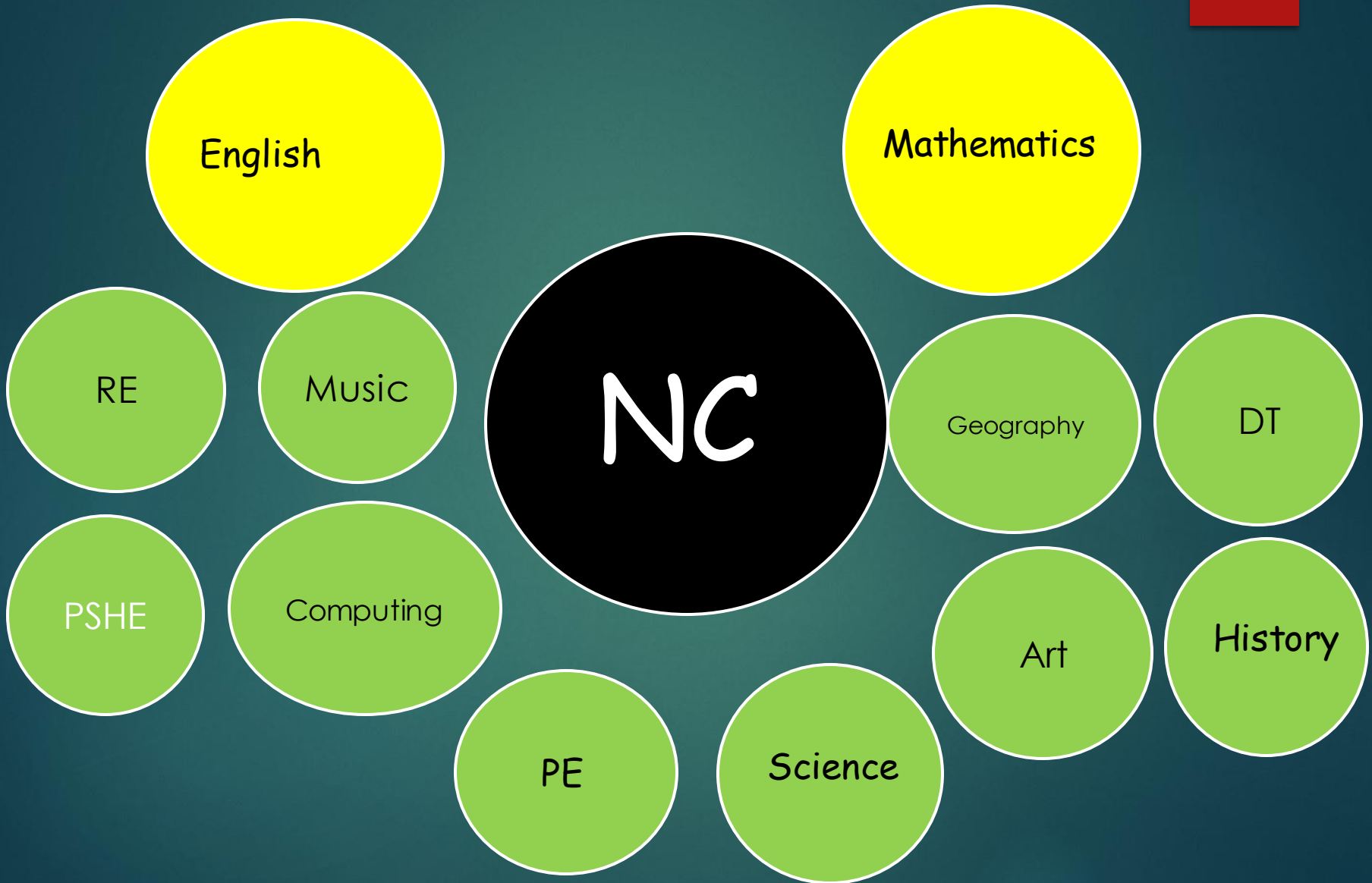


- ▶ For parents/carers of the new year one children to understand what happens in school as your child enters KS1.
- ▶ To give you information about differences and similarities.
- ▶ To give you practical information about the beginning of the school year.

From EYFS to NC



From EYFS to NC



How we prepare the children this term

- Circle time discussion - 'Moving On.'
- Visits to Year 1 Classroom.
- Sharing some story times.
- Sharing learning journeys with new teacher.
- Producing artwork for new classroom display.


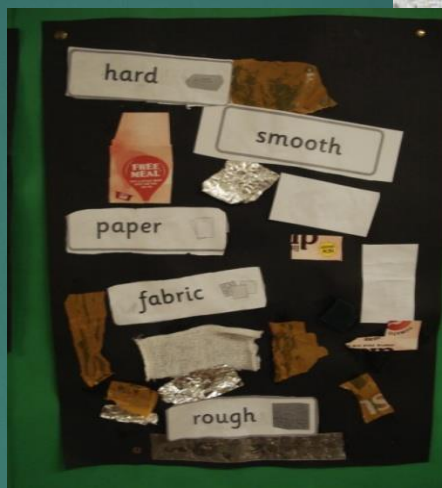


Supporting transition in September

- ▶ We still allow time for child initiated activities.
- ▶ The children can still bring in their “bigger picture” slips to share with the class.
- ▶ Family reading will continue on a Friday morning.
- ▶ Children will continue with coloured band books, Reading Planets and Bug Club.



What does learning look like?



What will happen at the beginning and end of the day?

- At the start of the school day the children will come in independently through the infant doors. There will be class TA's to help your child come into school.
- At the end of the day you will be able to collect your children from the playground - signs will put out at the beginning of the day so you know where to go.



Passing on information

- If your child is going home with anyone different there will be a whiteboard for you to write down the details.
- If you would like to speak to a teacher, this is best done at the end of the day once the children have been safely handed over to their parents /carers.
- If there is an important message to be given to the teacher at the start of the day this can be done via the TA.



Homework

- Reading for 5 - 10 minutes everyday to be recorded in their reading record.
- Bug club
- Homework - homework menu. Parents are invited to a celebration at the end of each term
- Later in the year the children will be set weekly spellings.

Year 1 Home Learning Menu Spring Term 2 2018


Please complete 2 or more homework items from the menu below. Please bring them into school/send them digitally by **Monday 26th March**.

We will have the Homework Exhibition on **THURSDAY 29th March** (last day of term) at 9 am – all parents are invited.


Have fun!

A meal fit for a Knight


Plan (and cook?) a meal for a modern day Knight. Remember, Knights needed to be fit and strong- so include all the food groups and lots of vitamins! Record in photos, write the recipe/meal plan in a little book. (Remember the food does not have to be historically accurate!).



Write a story about a Knight




Begin it with 'Once upon a time...' and end with 'happily ever after.' Include some things to make your writing sparkle – an adjective (describing word), a simile (as big as a/as small as a/like a...) and include something about what can be seen, heard, smelt, or touched (e.g. the dragon smelled like rotten eggs). What will your knight be called? Will your knight be a boy or a girl? Will there be a horse or a dragon?




Design your own coat of arms

Once a knight was all togged up in his armour, even his friends didn't recognise him. So, Knights had 'coats of armour' on their shields so everyone could recognise them. Design one for YOU – choose the colour and an animal to represent who you are. The website www.ducksters.com/history/middle_ages/knight_coat_of_arms tells you a little bit more about it.



Make a diagram of a castle using 2D shapes

Use 2D shapes to create a plan of a castle. Investigate which shapes work best for the ramparts, the drawbridge and the arrow slits and flags. Go to town on it! Label your diagram with the names of the 2D shapes you have used.



Lewes Priory Photo Shoot

Visit Lewes Priory (because it's free!) – although this isn't a castle, it is an old ruin from a similar time. You could take close up photos of the ruined stones to make a collage and label it with words that describe the stones, OR you could dress up in your Knight/princess finery and take some shots to use in a photo comic book story. Write the captions when you get home.

Other notes

- In the new term we will be holding further parent information sessions, including how we teach phonics and information about the phonics screening test at the end of the year.

